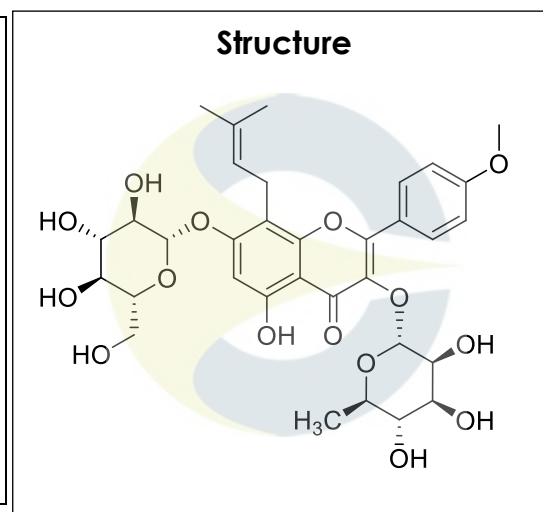


## Certificate of Analysis

For Laboratory Use Only

<b>PRODUCT NAME</b>	Icariin
<b>PART NUMBER</b>	00009033
<b>STANDARD TYPE</b>	Primary (P)
<b>LOT NUMBER</b>	00009033-612
<b>REPORT NUMBER</b>	CDXA-RSS-7622-01
<b>SAMPLE NUMBER</b>	CDXA-17-007963
<b>DATE OF SAMPLE</b>	06/23/2017
<b>DATE OF RE-EVALUATION</b>	05/17/2021
<b>DATE OF REPORT</b>	06/03/2021



<b>CHEMICAL NAMES</b>	Icariine; Icarilin; Icariline
<b>CHEMICAL FORMULA</b>	C <sub>33</sub> H <sub>40</sub> O <sub>15</sub>
<b>MOLECULAR WEIGHT (MW)</b>	676.66
<b>CHEMICAL FAMILY</b>	Flavonoids
<b>CAS NUMBER</b>	[489-32-7]
<b>EC#(EINECS)</b>	610-440-0
<b>RTECS</b>	DJ2980500

## ANALYTICAL RESULTS

TEST	METHOD	SPECIFICATION	RESULT
Adjusted Purity	NA	≥ 85%	92.8%
HPLC	0.700.10.2.METH22	≥ 90%	95.6%
NMR	4.5.3-CD-4.0-000338	Conforms to structure	Conforms to structure
Mass Spectrum	99.1-CDXA-2.0-000126	Conforms	Conforms
Residual Solvent	99.1-CD-9.0-000115	NA	EtOH – 0.3%
Water	0.700.12.37	NA	2.6%
Appearance	NA	NA	Yellow powder

ADJUSTED PURITY: 92.8% IS BASED ON (100 - 0.3 SOLVENTS - 2.6 WATER) X 95.6% HPLC

## STORAGE CONDITIONS

<b>STORAGE</b>	-20 °C in a dry place.
<b>EXPIRATION DATE</b>	05/2026 under the above conditions.

This document is the property of ChromaDex, Inc. and/or its relevant affiliates and contains confidential and proprietary material for the sole use of the intended recipient(s). Any review, use, distribution or disclosure by or to others is strictly prohibited.

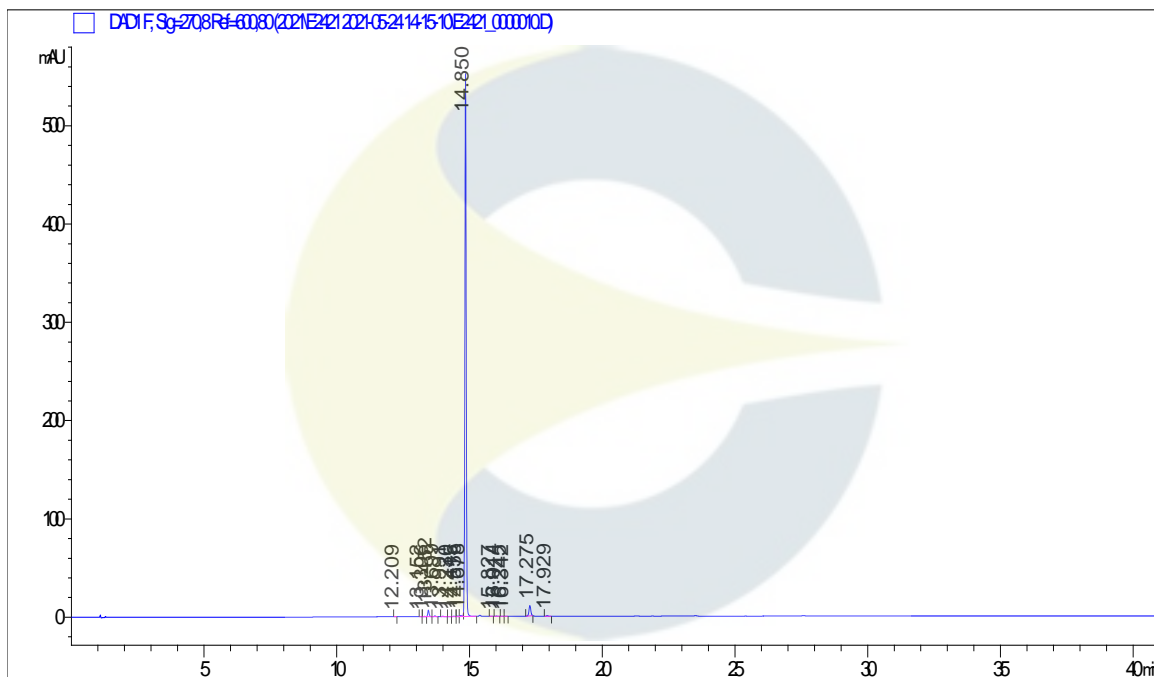
# Certificate of Analysis

For Laboratory Use Only

## ANALYTICAL CONDITIONS

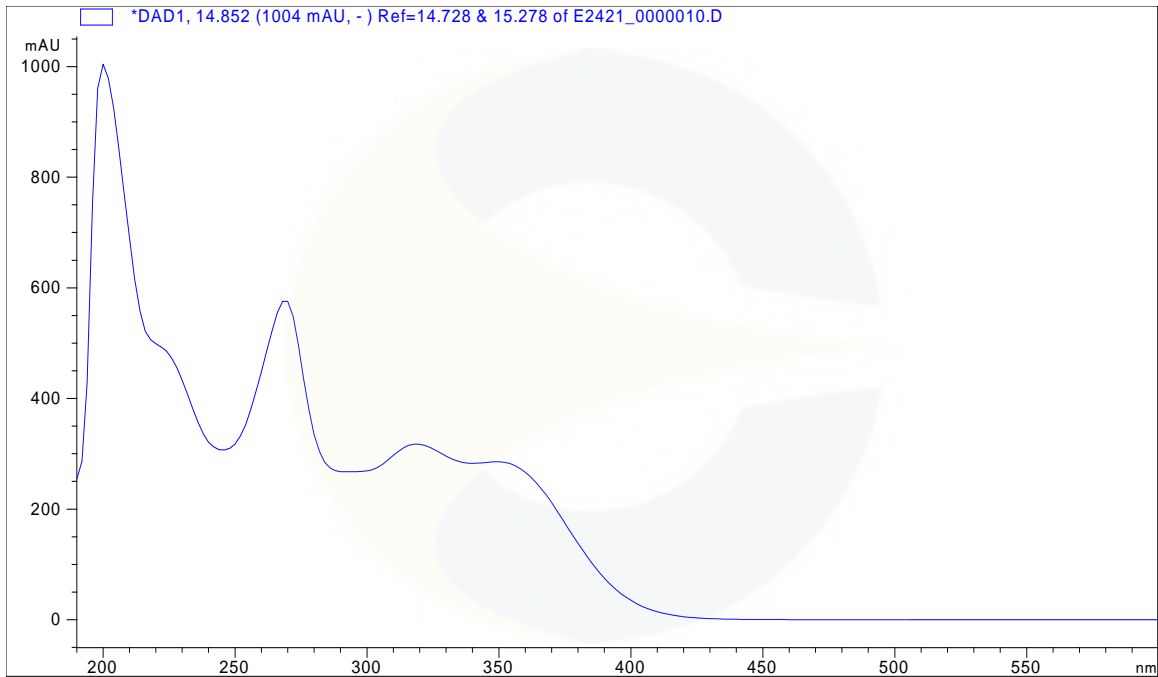
<b>INSTRUMENT</b>	AGILENT 1260 HPLC UV-VIS (DAD), AGILENT 6510 QTOF
<b>COLUMN</b>	Phenomenex Luna C18(2) 150 x 2.00 mm, 5 µm particle size
<b>MOBILE PHASE</b>	A - 0.1% Trifluoroacetic acid in Ultrapure water, B - Acetonitrile; Isocratic 5% B for 5 minutes, then increasing to 95% B over 20 minutes. Hold at 95% B for 15 minutes.
<b>COLUMN TEMP.</b>	60 °C
<b>FLOW RATE</b>	0.4 mL/minute
<b>INJECTION VOL.</b>	0.4 µL
<b>INJECTION CONC.</b>	0.94 mg/mL in Dimethyl Sulfoxide
<b>DETECTION</b>	270 ± 4 nm

## HPLC CHROMATOGRAM OF ICARIIN (CDXA-17-007963)

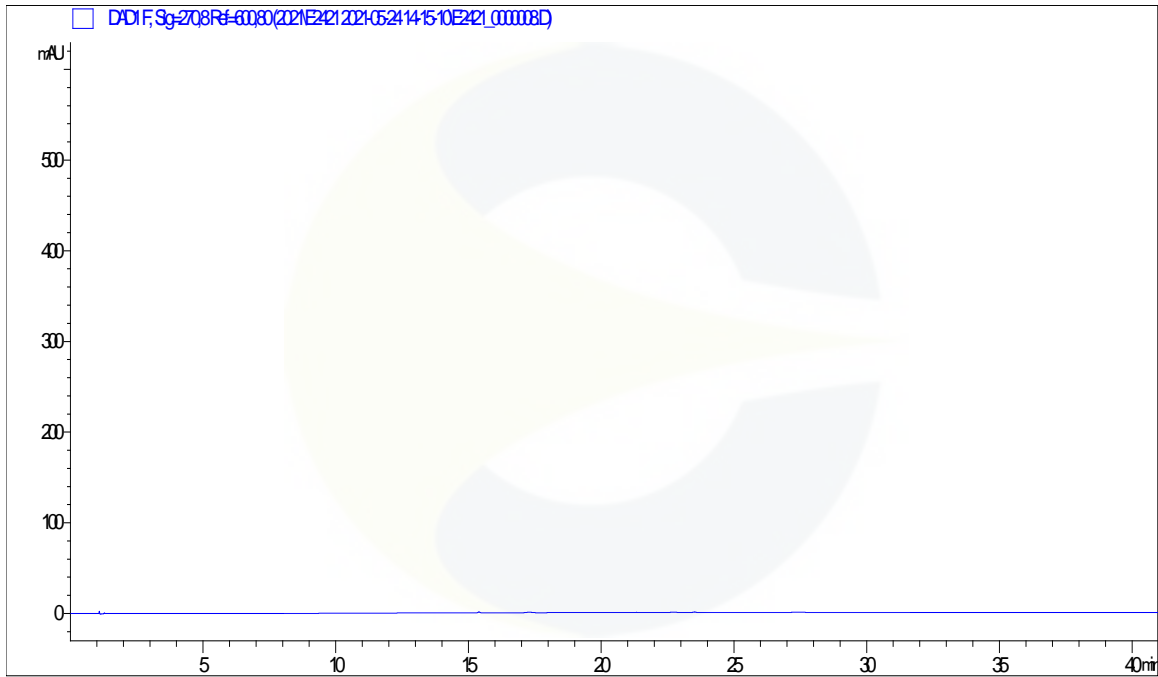


Certificate of Analysis
For Laboratory Use Only

### UV SPECTRUM AT 14.9 MINUTES



### HPLC CHROMATOGRAM OF DILUENT BLANK



This document is the property of ChromaDex, Inc. and/or its relevant affiliates and contains confidential and proprietary material for the sole use of the intended recipient(s). Any review, use, distribution or disclosure by or to others is strictly prohibited.

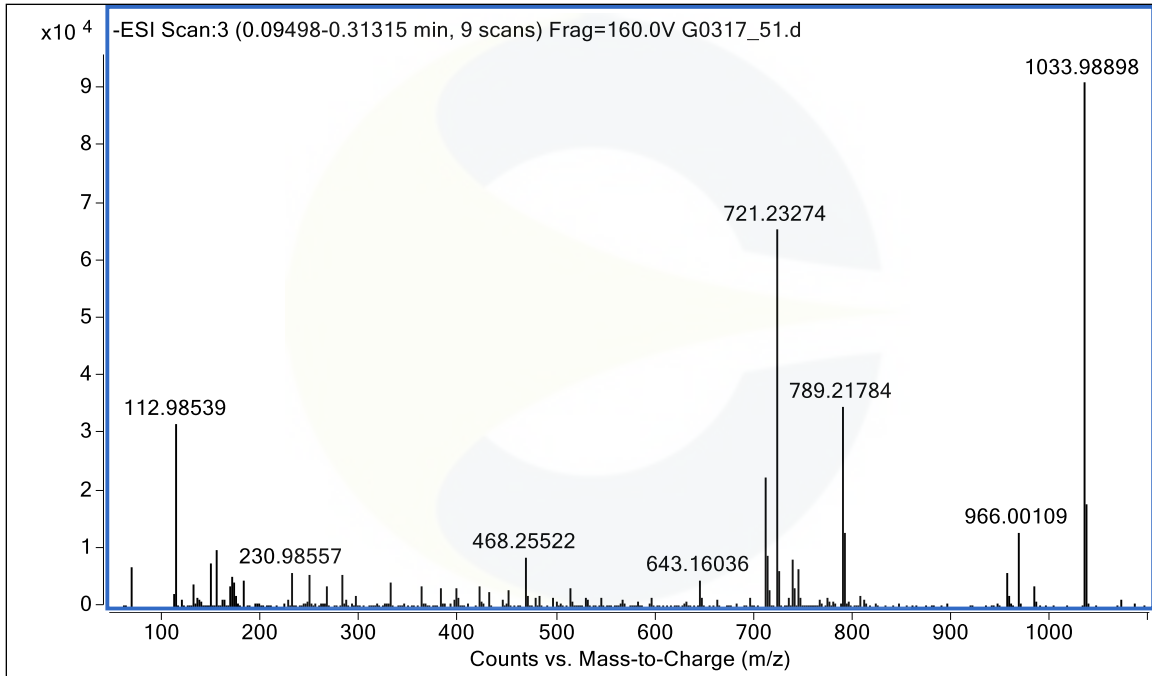
10900 Wilshire Blvd., Suite 600, Los Angeles, CA 90024 | T: +1 949-419-0288 | F: +1 949-419-0294 | [www.chromadex.com](http://www.chromadex.com)  
 Laboratory address: 1751 S. Fordham St., Suite 350, Longmont, CO 80503

India Contact:  
 Life Technologies (India) Pvt. Ltd.  
 306, Aggarwal City Mall, Opposite M2K Pitampura, Delhi – 110034 (INDIA). Ph: +91-11-42208000, 42208111, 42208222, Mobile: +91-9810521400, Fax: +91-11-42208444  
 Email: [customerservice@lifetechindia.com](mailto:customerservice@lifetechindia.com) Website: [www.lifetechindia.com](http://www.lifetechindia.com)

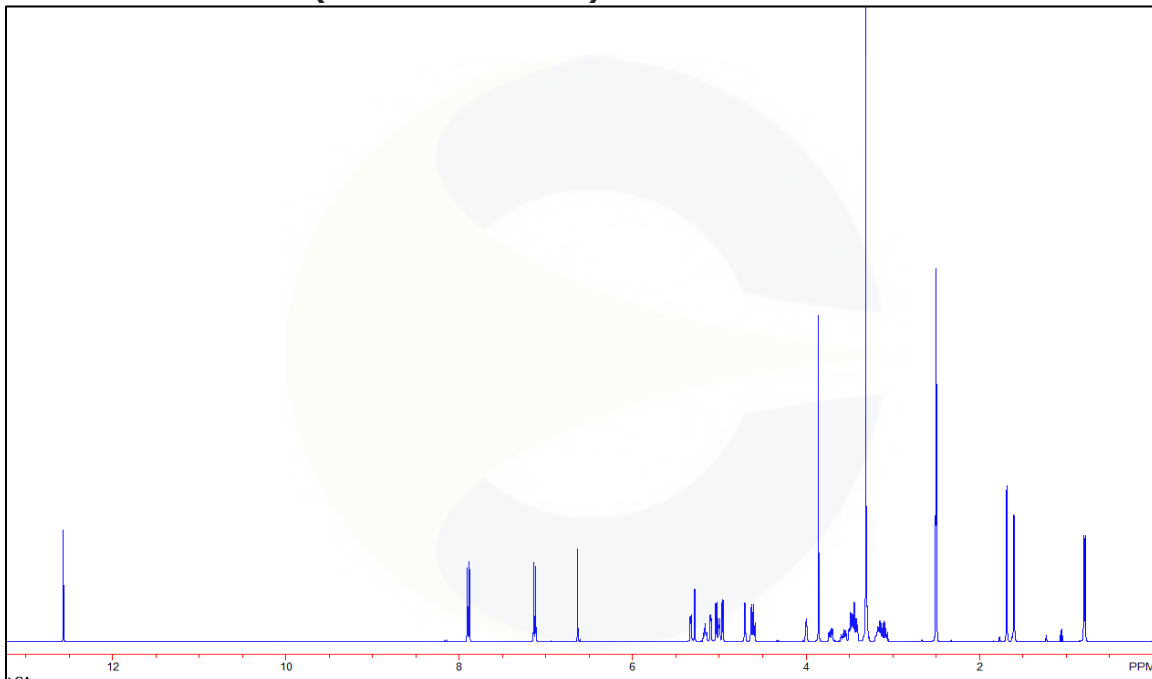
Certificate of Analysis

For Laboratory Use Only

**MASS SPECTRUM OF ICARIIN (CDXA-17-007963)**



**<sup>1</sup>H-NMR SPECTRUM OF ICARIIN (CDXA-17-007963) IN DMSO-d<sub>6</sub>**

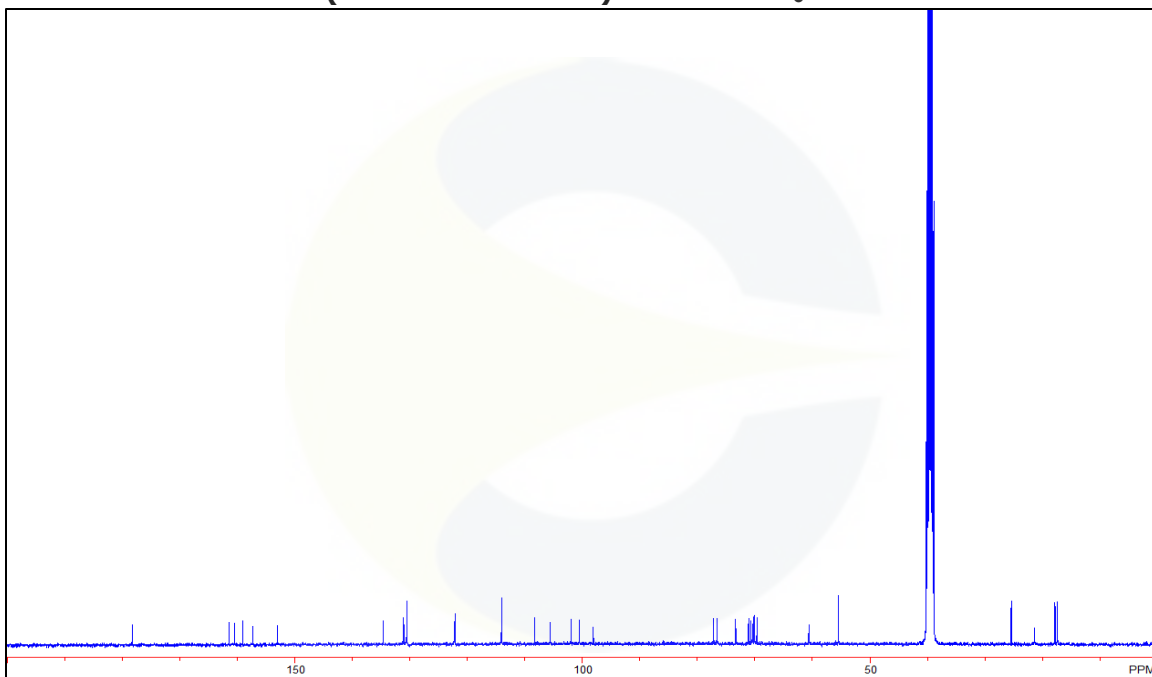


This document is the property of ChromaDex, Inc. and/or its relevant affiliates and contains confidential and proprietary material for the sole use of the intended recipient(s). Any review, use, distribution or disclosure by or to others is strictly prohibited.

10900 Wilshire Blvd., Suite 600, Los Angeles, CA 90024 | T: +1 949-419-0288 | F: +1 949-419-0294 | www.chromadex.com  
Laboratory address: 1751 S. Fordham St., Suite 350, Longmont, CO 80503

India Contact:  
Life Technologies (India) Pvt. Ltd.  
306, Aggarwal City Mall, Opposite M2K Pitampura, Delhi – 110034 (INDIA). Ph: +91-11-42208000, 42208111, 42208222, Mobile: +91-9810521400, Fax: +91-11-42208444  
Email: customerservice@lifetechindia.com Website: www.lifetechindia.com

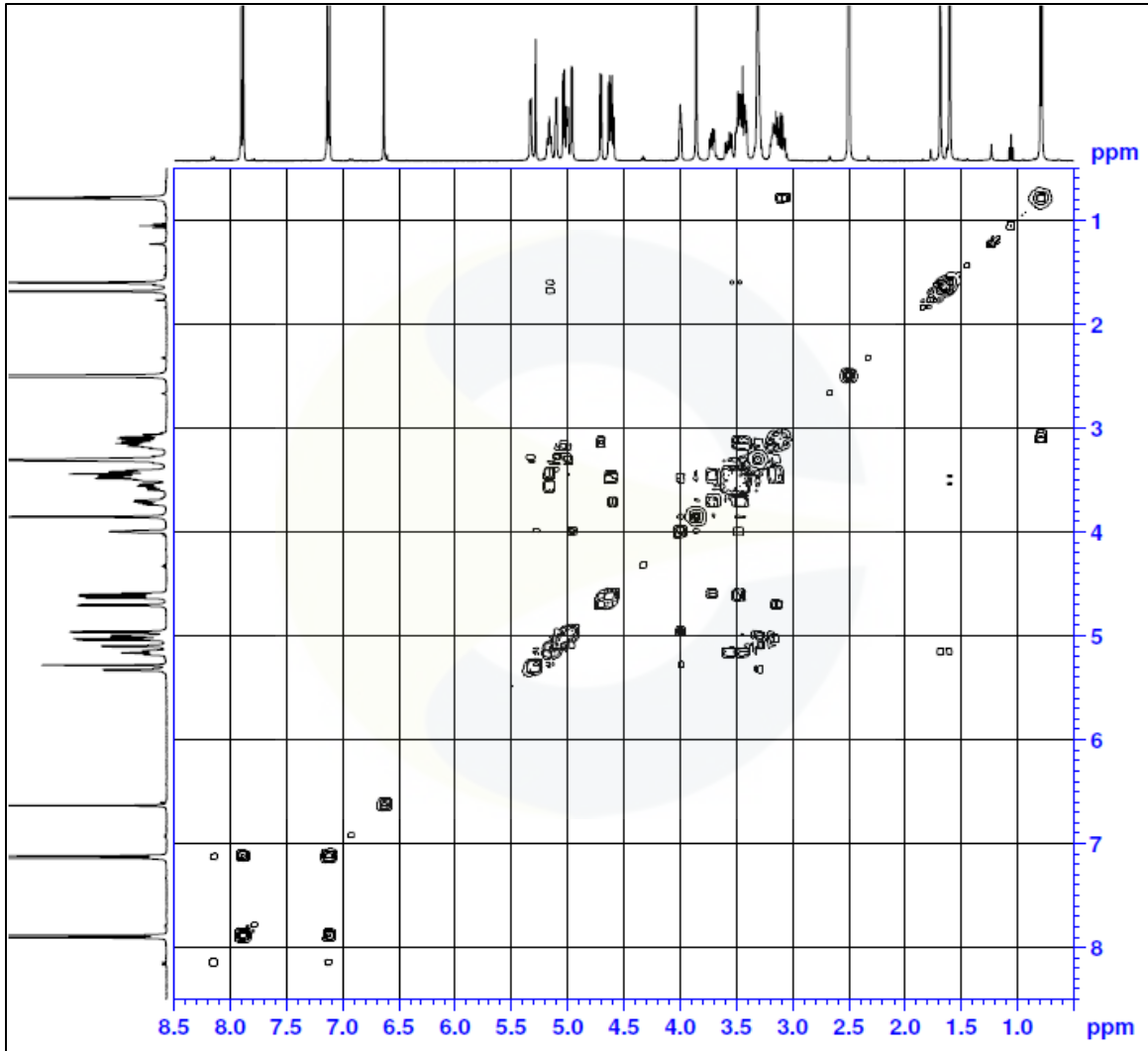
**<sup>13</sup>C-NMR SPECTRUM OF ICARIIN (CDXA-17-007963) IN DMSO-d<sub>6</sub>**



This document is the property of ChromaDex, Inc. and/or its relevant affiliates and contains confidential and proprietary material for the sole use of the intended recipient(s). Any review, use, distribution or disclosure by or to others is strictly prohibited.

10900 Wilshire Blvd., Suite 600, Los Angeles, CA 90024 | T: +1 949-419-0288 | F: +1 949-419-0294 | [www.chromadex.com](http://www.chromadex.com)  
Laboratory address: 1751 S. Fordham St., Suite 350, Longmont, CO 80503

India Contact:  
Life Technologies (India) Pvt. Ltd.  
306, Aggarwal City Mall, Opposite M2K Pitampura, Delhi – 110034 (INDIA). Ph: +91-11-42208000, 42208111, 42208222, Mobile: +91-9810521400, Fax: +91-11-42208444  
Email: [customerservice@lifetechindia.com](mailto:customerservice@lifetechindia.com) Website: [www.lifetechindia.com](http://www.lifetechindia.com)

Certificate of Analysis
For Laboratory Use Only
**COSY-NMR SPECTRUM OF ICARIIN (CDXA-17-007963) IN DMSO-d<sub>6</sub>**

**REVISION HISTORY**

<u>Revision History</u>	<u>Date of Revision</u>	<u>Document/Changes</u>
00	08/01/2017	New report
01	06/03/2021	Passed re-evaluation by HPLC and KF. Updated expiration date, analytical results, analytical conditions, and chromatograms.

This document is the property of ChromaDex, Inc. and/or its relevant affiliates and contains confidential and proprietary material for the sole use of the intended recipient(s). Any review, use, distribution or disclosure by or to others is strictly prohibited.