

Bird Flu (H5N1) antigen rapid test card

INSTRUCTION MANUAL

FOR PRODUCT No: LT95002AYS1



Arsh Biotech Pvt. Ltd.

308, Aggarwal City Mall, Road No.44,
Pitampura, Delhi-110034, India
Mobile: +91-98105-21400 | Fax: +91-11-42208444
info@arshbiotech.com

MANUAL VERSION 1.01

PRINCIPLE

Avian influenza hemagglutinin according to their outer membrane (H) and neuraminidase (N) protein antigen is divided into a plurality of different and different subtypes. H5 avian influenza virus antigen rapid test card is specifically designed to detect H5 subtypes of the virus detection reagent.

The AIV H5 Ag test strip is based on fast immuno-chromatography technique to detect AIV H5 Ag in birds trachea or cloaca (or feces). After adding sample, the sample move along with the colloidal gold labeling H5-AIV antibody, is there is H5-AIV antigen in the sample, it combines with antibody on T line and show wine-red color; if there is no H5-AIV antigen, then no color reaction.

MATERIALS SUPPLIED WITH THIS KIT

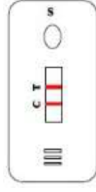
1	H5 Ag test card	50 pieces
2	Swab	50 pieces
3	Sample buffer	50 bottles
4	Disposable gloves	1 bag
5	Manual	1 piece

TEST PROCEDURE

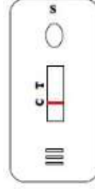
- 1) Use Swab to collect sample from cloaca (recommended) or trachea, the swab should be inserted into cloaca or trachea, wipe and rotate in inner well repeatedly. To young birds, it can use dropper to collect fresh feces directly.
- 2) Insert the swab into the tube with sample buffer immediately, rotate the swab strongly on tube well for at least 10 times and mix the solution evenly, making the

- sample been dissolved in sample buffer fully. Press the swab on tube well above the liquid level, making the liquid been pressed out fully, discard swab.
- If the particles are big in feces, it may be static for 1-2 min, making bigger particles precipitate.
 - Take out test card from sealed bag. Put it on flat surface, use dropper to draw upper-layer bright liquid, drop 5 drops slowly, one by one, to the sample hole with "S" mark.
 - Put the test card at room temperature for 10-15min, read the result, the result is invalid after 15 minutes.

1. **Positive:** control line and test line are both seen wine red;



2. only control line is seen wine red;

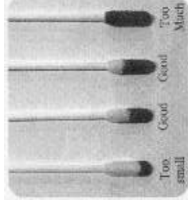


3. **Invalidation:** control line isn't seen wine red.



NOTE

- Do not use product with broken Aluminum foil bag package. Use test card in 1 hour after taking out.
- The collected sample should be tested immediately, avoid long time storage.
- The sample collection directly affects the accuracy of testing, so ensure collect sample correctly and fully.
Collect feces sample too much will affect the normal surge of liquid, and lead to wrong result (black area appears), and too little sample may lead to false negative result, so collect sample as following picture.



- Avoid bubble when adding sample to test card.
- The used test card should be handled as local pollution property.
- Do not use test card out of expiry date.
- Deal with the used test card and sample as waste according to local regulation strictly.

FREQUENTLY ASKED QUESTIONS

1) Limitation of the product

This kit is a qualitative screening reagent, can detect AIV H5 antigen accurately, but if sample is not enough or concentration of antigen is lower than sensitivity, it may appear negative result. A clear clinical diagnosis should be made after

considering all clinical and laboratory phenomenon.

2) The sensitivity and specificity of the product

The limit value to detect AIV-H5 Ag is 0.25 HAI, reaction with H1N1 / H2N2 / H3N2 / H7N3 / H9N2 strains have a negative representative. it has no cross-reaction with similar symptoms to those of fowl cholera, newcastle disease, infectious bronchitis.

STORAGE AND EXPIRY DATE

Specifications: 50T/kit

Storage: Store at 2-30 °C. Return to room temperature before open the Aluminium foil bags for cold storage.

Expiry date: 24 months.