

Importance of Melamine Determination

Melamine is an organic base with the chemical formula $C_3H_6N_6$, and the IUPAC name 1,3,5-triazine-2,4,6-triamine. Melamine is a trimer of cyanamide. Like cyanamide, it is 66% nitrogen (by mass) and provides flame retardant properties to resin formulas by releasing nitrogen when burned or charred. Dicyandiamide (or cyanoguanidine), the dimer of cyanamide, is also used as a flame retardant. Melamine is also a metabolite of cyromazine, a pesticide. It is formed in the bodies of mammals who have ingested cyromazine. Cyromazine is also converted to melamine in plants.

Melamine is used in combination with formaldehyde to produce melamine resin, a very durable thermosetting plastic, and melamine foam, a polymeric cleaning product. The end products containing melamine include countertops, fabrics, glues and flame retardants. Melamine is one of the major components in Pigment Yellow 150, a colorant in inks and plastics. Melamine is also used to make fertilizers.

Ingestion of melamine may lead to reproductive damage as well as bladder or kidney stones, which can lead to bladder cancer. A study in 1953 reported that dogs fed 3% melamine for a year had the following changes in their urine: (1) reduced specific gravity, (2) increased output, (3) melamine crystalluria, and (4) protein and occult blood.

The practice of adding "melamine scrap" to animal feed in order to give the appearance of increased protein content is reported to be widespread in various countries. Melamine has also been intentionally added as a binding agent in fish and livestock feed. This practice can potentially contaminate animal products intended for human consumption such as meat and dairy products. Melamine has also been directly added to foods intended for human consumption. Recently, several companies and individuals were implicated in a scandal involving milk and infant formula which had been adulterated with melamine, leading to kidney stones and renal failure, causing four known infant deaths and sickening nearly 53,000 infants.

The Melamine ELISA allows the rapid and on-site determination of melamine contamination of samples. Less than 1 mL of sample or sample extract is required. The test can be performed in less than 20 minutes. All reagents and equipment needed for the performance of the test are included in the kit.

Performance Data

Test sensitivity: The Abraxis Melamine Strip Test for milk samples will detect Melamine at 250 ng/mL or higher. At this level, the test line exhibits a lesser intensity than that of the control line. When compared with samples of known Melamine concentration, it is possible to obtain a semi-quantitative result.

Samples: A sample correlation between the Abraxis Strip Test and ELISA methods showed a good correlation.

General Limited Warranty: Abraxis LLC warrants the products manufactured by the Company against defects and workmanship when used in accordance with the applicable instructions for a period not to extend beyond the product's printed expiration date. Abraxis LLC makes no other warranty, expressed or implied. There is no warranty of merchantability or fitness for a particular purpose.

For ordering or technical assistance contact: **India Contact:**

Life Technologies (India) Pvt. Ltd.

306, Aggarwal City Mall, Road No. 44, Pitampura, Delhi – 110034, India
Mobile: +91-98105-21400, Tel: +91-11-42208000, 8111, 8222, Fax: +91-11-42208444
Email: customerservice@lifetechindia.com, www.atzlabs.com; www.lifetechindia.com

Melamine Strip Test

(Milk Samples)

Immuno-chromatographic Strip Test for the Detection
of Melamine in Contaminated Milk Samples

Product No. 50005SM (50 Test)

1. General Description

The Abraxis Melamine Strip Test is a rapid immuno-chromatographic test designed solely for use in the qualitative screening of Melamine in milk at ≥ 250 ppb. Animal feed and other contaminated samples can be tested using the Melamine Feed Strip Test (PN 50005SF). For milk samples, a dilution is performed prior to analysis using the sample buffer provided. The Abraxis Melamine Strip Test provides only preliminary qualitative test results. Samples requiring regulatory action should be confirmed by ELISA, HPLC or other conventional methods.

2. Safety Instructions

Discard samples according to local, state and federal regulations.

3. Storage and Stability

The Melamine Strip Test Kit should be stored between 4–30°C. The test strips, test vials, sample buffer and samples to be analyzed should be at room temperature before use.

4. Test Principle

The test is based on the specific immuno-chemical reaction between an antigen and an antibody. Melamine, if present in a sample, will compete with a melamine conjugate immobilized on the dipstick membrane (test line) for the antibody binding sites of anti-melamine antibodies coupled to gold nanoparticles. If Melamine is present in a sample at a quantity above the limit of detection, it will saturate the antibody binding sites, preventing the antibody from binding with the melamine conjugate immobilized on the test line. Consequently, a test line which is lighter than the control line (or no test line) will occur, indicating a positive result. Conversely, if there is no Melamine present (or Melamine is present below the limit of detection of the test), a test line of equal or greater intensity to the control line will be generated. The control line is not influenced by the presence or absence of Melamine in the sample, as it is produced by a different antibody/antigen reaction, and therefore should be present in all reactions.

Semi-quantitative results can be obtained by comparing the test line intensity of samples to those produced by milk solutions spiked with known amounts of Melamine (control solutions).

5. Limitations of the Melamine Strip Test, Possible Test Interference

Due to the high variability of compounds that might be found in milk, test interferences caused by matrix effects can not be completely excluded.

For best test performance, use fresh milk samples (< 48 hours old), older samples tend to agglutinate and may cause flow problems with the dipstick. If improper flow occurs, filter or centrifuge the sample and re-test.

Mistakes in handling the test can also cause errors. Possible sources for such errors can be: Inadequate storage conditions of the test strip, too long or too short incubation times, and/or extreme temperatures during the test performance (lower than 10°C or higher than 30°C).

The Melamine Strip Test provides only preliminary qualitative test results. Use another, more quantitative, analytical method such as ELISA or instrumental analysis to obtain a confirmed quantitative analytical result. Apply good judgment to any test result, particularly when preliminary positive results are observed.

6. Warnings and Precautions

- Use reasonable judgment when interpreting the test results.
- Prior to use, ensure that the product has not expired by verifying that the date of use is prior to the expiration date on the label.
- For test strips packaged in a desiccant vial, the vial should be kept completely closed except for opening to remove test strips. When re-closing, snap lid firmly.
- Avoid touching or bending the membrane on the dipstick.
- Store Test Kit between 4-30°C. Do not freeze.
- Avoid cross-contamination of samples by using a new conical vial and disposable pipette for each sample.
- Use only the Melamine Test Strip reagents from one kit lot, as they have been adjusted in combination.

7. Sample Collection and Handling

Collect milk samples in glass containers and test within 48 hours. Milk samples held for longer periods may agglutinate, affecting results. If samples are held more than 48 hours from the time of collection or are agglutinating (as evidenced by reduced flow up the membrane), samples will need to be filtered using a glass fiber filter (available from Abraxis) or centrifuged at 2000 x g for 10 minutes. The middle layer of the centrifuged milk sample will then be removed and used for testing.

Please refer to specific Technical Bulletins for other sample matrices.

A. Materials Provided

1. Melamine Test Strips in a desiccated container
2. Conical test vials
3. Disposable transfer pipettes
4. Sample buffer in dropper bottles (2)
5. User's guide

B. Additional Materials (not provided with the test kit)

1. Timer

C. Test Preparation

1. Adjust the test strip, sample buffer and sample to room temperature before use.
2. Remove the number of test strips required from the package. The remaining strips are stored in the desiccated container, tightly closed.

D. Assay Controls

It is good laboratory practice to use positive and negative controls to ensure proper test performance. Samples which do not contain Melamine (negative controls) as well as samples containing known quantities of Melamine (positive controls) should be analyzed with each lot of test strips to provide a reference for line intensity to be expected when a semi-quantitative result is needed.

E. Assay Procedure (Milk Samples)

1. Test strip(s), sample buffer and sample(s) should be at room temperature before conducting any testing.
2. Label conical test vials for each sample to be tested.
3. Add 3 drops (approximately 100 µL) of the sample buffer to the previously labeled conical test vial(s).
4. Using a separate clean disposable transfer pipette for each sample, transfer 3 drops of the milk sample to the appropriate labeled conical vial.
5. Close the conical test vial tightly and shake for 10-20 seconds to mix.
6. Insert test strip (arrows down), into the conical vial containing the milk sample/buffer mixture.
7. Allow the test to develop for 10 minutes.
8. Remove the test strip. Lay it flat and allow it to dry for 5 minutes. Read the results visually as explained in section F (Interpretation of Results). Results may be interpreted for up to 15 minutes. Beyond 15 minutes, line intensities may be affected and incorrect interpretation may result.

F. Interpretation of Results

<u>Control Line</u>	<u>Test Line</u>	<u>Interpretation</u>
No control line present	No test line present	Invalid result
Control line present	Test line of equal or greater intensity present	< 250 ng/mL (ppb)
Control line present	Moderate intensity (lesser intensity than control line) or no test line present	> 250 ng/mL (ppb)

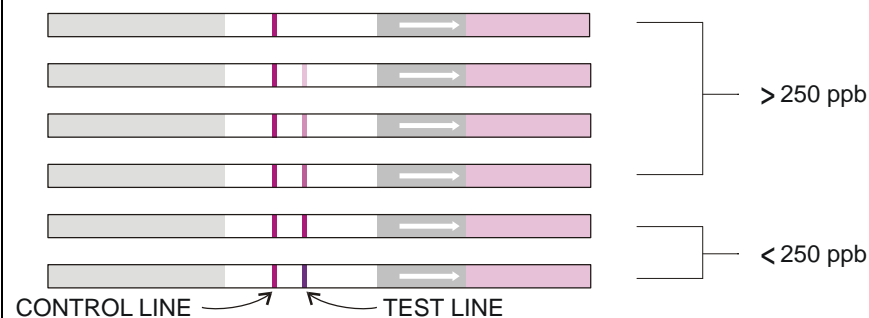


Illustration is for demonstration of test line intensity range only, as overall intensity may vary slightly with different lots of reagents, etc. To obtain semi-quantitative results, solutions of known Melamine concentration must be tested concurrently with samples. Sample test line intensities can then be compared with the test line intensities of those solutions, yielding approximate sample concentrations. Do not use strips run previously to determine semi-quantitative sample concentrations, as test line intensities may vary once strips are completely dry.

G. Additional Analysis

If necessary, positive samples can be confirmed by ELISA, HPLC or other conventional methods.

Melamine Strip Test (Milk)

1. Collect Sample



SAMPLE

Collect 1 to 2 ml of sample.

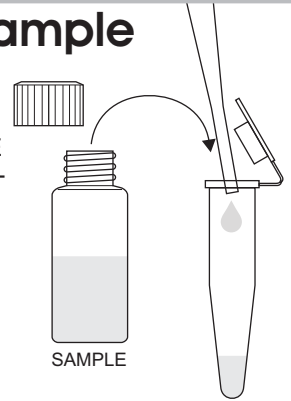
2. Add Buffer

Add 3 drops of sample buffer to the conical flip-top tube.

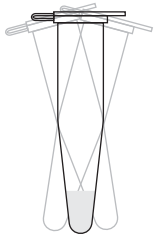


3. Add Sample

Using the pipette provided, add 3 drops of SAMPLE to the conical, flip-top tube.



4. Shake



Close the conical, flip-top tube and shake for 10-20 seconds.

5. Test

Insert test strip into conical, flip-top tube with arrow pointing down.

Incubate for 10 minutes.

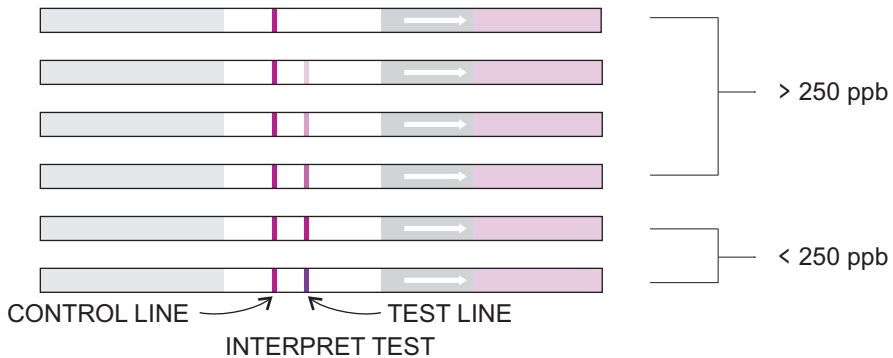


6. Dry

Remove test strip. Lay flat and allow to continue developing for 5 minutes.



7. Interpret



CONTROL LINE	TEST LINE	INTERPRETATION
NO CONTROL LINE PRESENT	NO TEST LINE PRESENT	INVALID RESULT
CONTROL LINE PRESENT	TEST LINE OF EQUAL OR GREATER INTENSITY	< 250 ppb
CONTROL LINE PRESENT	MODERATE INTENSITY TEST LINE (LESS INTENSITY THAN CONTROL LINE) OR NO TEST LINE PRESENT	> 250 ppb

India Contact:

Life Technologies (India) Pvt. Ltd.

306, Aggarwal City Mall, Road No. 44, Pitampura, Delhi - 110034, India
Mobile: +91-98105-21400, Tel: +91-11-42208000, 8111, 8222, Fax: +91-11-42208444
Email: customerservice@lifetechindia.com, www.atzlabs.com ; www.lifetechindia.com

50 Test: PN 50005SM



Safety Data Sheet

Section 1: Product and Company Identification

1.1 Product Identifiers:

Product Name: Melamine Screen Kit (Milk) Strip Test, Melamine Screen Kit (Animal Feed) Strip Test

Product Code: 50005SM, 50005SF

1.2 Identified Use: Determination of Melamine in samples. **Restrictions on Use:** For research use only.

1.3 Company: Abraxis, Inc., 124 Railroad Drive, Warminster, PA 18974 USA, info@abraxiskits.com +1(215) 357-3911, FAX +1(215) 357-5232

1.4 Emergency Telephone Number: +1(215) 357-3911

Section 2: Hazard(s) Identification

2.1 Classification of the substance: Not a hazardous substance.

2.2 GHS Label elements, including precautionary statements: Not applicable.

2.3 Hazards not otherwise classified (HNOC) or not covered by GHS: None known.

2.4 Unknown acute toxicity: None known.

Section 3: Composition / Information on Ingredients

3.1 Substances: Not a hazardous substance. We recommend handling all substances with caution.

Section 4: First Aid Measures

4.1 Description of first aid measures: Consult a physician. Show this safety data sheet to the doctor in attendance. Move out of dangerous area.

If inhaled: If breathed in, move person into fresh air. If not breathing, give artificial respiration. Consult a physician.

In case of skin contact: Wash off with soap and plenty of water. Consult a physician.

In case of eye contact: Rinse thoroughly with plenty of water for at least 15 minutes and consult a physician.

If swallowed: Never give anything by mouth to an unconscious person. Rinse mouth with water. Consult a physician.

4.2 Most important symptoms and effects, both acute and delayed: No data available

4.3 Indication of any immediate medical attention and special treatment needed: No data available. Treat symptomatically.

Section 5: Fire-fighting Measures

5.1 Suitable extinguishing media: Use an extinguishing agent suitable for the surrounding fire.

5.2 Special hazards arising from the substance or mixture: None known

5.3 Advice for firefighters: Wear self-contained breathing apparatus for fire-fighting if necessary.

5.4 Further information: No data available

Section 6: Accidental Release Measures

6.1 Personal precautions, protective equipment and emergency procedures: Use personal protective equipment (see section 8). Avoid dust formation. Avoid breathing vapors, mist, dust, or gas. Ensure adequate ventilation. Evacuate personnel to safe areas.

6.2 Environmental precautions: Prevent further leakage or spillage if safe to do so. Do not let product enter drains. Discharge into the environment must be avoided.

6.3 Methods and materials for containment and cleaning up: Pick up and arrange disposal without creating dust. Sweep up and shovel. Keep in suitable, closed containers for disposal.

6.4 Reference to other sections: For information on safe handling see section 7.

For information on personal protection see section 8.

For information on disposal see section 13.

Section 7: Handling and Storage

7.1 Precautions for safe handling: See section 2. Avoid inhalation of vapors and contact with skin and eyes. Wear appropriate personal protective equipment. Do not eat, drink, or smoke in work area.

7.2 Precautions for safe storage: Keep container(s) tightly closed in a dry, well-ventilated place. Protect from physical damage. See label or product insert for appropriate storage temperature and additional specific information.

7.3 Specific end use(s): No data available

8.1 Control parameters: Not applicable.

8.2 Exposure controls:

Appropriate engineering controls: Provide adequate ventilation. Handle in accordance with good industrial hygiene and safety practice. Wash hands before breaks and at the end of workday. Keep away from food and beverages.

Personal protective equipment: The usual precautionary measures, including eye/face/skin protection, should be taken when handling any chemical. Avoid contact with eyes, skin, and clothing.

Eye protection: As with handling of any chemical, wear approved safety goggles.

Skin protection: Handle with gloves. No specific information regarding glove material or thickness is available, but gloves must be impermeable and resistant to the substance being handled. Gloves must be inspected prior to use. Use proper glove removal technique (without touching glove's outer surface) to avoid skin contact with this product. Dispose of contaminated gloves after use in accordance with applicable laws and good laboratory practices. Wash and dry hands.

Respiratory protection: As with any chemical, where excessive vapor, mist, or dust may result, use a chemical fume hood or approved respiratory protection equipment.

Body protection: Lightweight, protective clothing.

Section 9: Physical and Chemical Properties

9.1 Information on basic physical and chemical properties of the substance

Appearance: Strip test

Odor: No data available

Odor Threshold: No data available

pH: No data available

Melting point/freezing point: No data available

Initial boiling point and boiling range: No data available

Flash point: No data available

Evaporation rate: No data available

Flammability (solid, gas): No data available

Upper/lower flammability or explosive limits: No data available

Vapor pressure: No data available

Vapor density: No data available

Relative density: No data available

Water solubility: No data available

Partition coefficient: n-octanol/water: No data available

Auto-ignition temperature: Not applicable

Decomposition temperature: No data available

Viscosity: No data available

Explosive properties: No data available

Oxidizing properties: No data available

9.2 Other information: No data available

Section 10: Stability and Reactivity

10.1 Reactivity: No data available

10.2 Chemical stability: Stable under recommended storage conditions.

10.3 Possibility of hazardous reactions: No data available

10.4 Conditions to avoid: No data available

10.5 Incompatible materials: No data available

10.6 Hazardous decomposition products: No data available. In the event of fire: see section 5.

Section 11: Toxicological Information

11.1 Information on toxicological effects

Acute toxicity: Not available. To the best of our knowledge, the chemical, physical, and toxicological properties of this product have not been thoroughly investigated.

Inhalation: No data available **Ingestion:** May be harmful if swallowed.

Skin contact: May be harmful if absorbed through skin. May cause irritation to skin and mucous membranes.

Eye contact: No data available

Signs and symptoms of Exposure: No data available

Respiratory or skin sensitization: No data available **Aspiration hazard:** No data available **Mutagenicity:** No data available

Carcinogenicity

IARC: No component of this product present at levels greater than or equal to 0.1% is identified as probable, possible or confirmed human carcinogen by IARC.

ACGIH: No component of this product present at levels greater than or equal to 0.1% is identified as a carcinogen or potential carcinogen by ACGIH.

NTP: No component of this product present at levels greater than or equal to 0.1% is identified as a known or anticipated carcinogen by NTP.

OSHA: No component of this product present at levels greater than or equal to 0.1% is identified as a carcinogen or potential carcinogen by OSHA.

Teratogenicity: No data available **Reproductive/fertility toxicity:** No data available

Specific target organ toxicity, single exposure: No data available

Specific target organ toxicity, repeated exposure: No data available

Section 12: Ecological Information

12.1 Toxicity: No data available

12.2 Persistence and degradability: No data available

12.3 Bioaccumulative potential: No data available

12.4 Mobility in soil: No data available

12.5 Results of PBT and vPvB assessment: No data available

12.6 Other adverse effects: An environmental hazard cannot be excluded in the event of unprofessional handling or disposal.

Section 13: Disposal Considerations

13.1 Waste treatment methods

Product: All waste must be handled and disposed according to local, state, and federal regulations.

Contaminated packaging: All waste must be handled and disposed according to local, state, and federal regulations.

Refer to sections 7 and 8 for safe handling guidance.

Section 14: Transport Information

UN Number: Not regulated **UN Proper shipping name:** Not classified as dangerous in the meaning of transport regulations.

Transport hazard class(es): No data available **Packing group:** No data available

Environmental hazard: IMDG not a marine pollutant **Bulk transport:** No data available **Special considerations:** No data available

Section 15: Regulatory Information

No data available. Refer to section 3.

Section 16: Other information

This information is based on our present knowledge. While Abraxis , Inc. believes that the data contained herein are factual and the opinions expressed represent a best effort to present accurate information, the data are not to be taken as a warranty or representation for which Abraxis , Inc. assumes legal responsibility. The information shall not be taken as being all-inclusive and is to be used only as a guide. The data are offered solely for the user's consideration, investigation, and verification. These suggestions should not be confused with either state, municipal, or insurance requirements, or with national safety codes and constitute no warranty. Any use of these data and information must be determined by the user to be in accordance with applicable federal, state, and local regulations.

All materials and mixtures may present unknown hazards and should be used with caution. Since Abraxis , Inc. cannot control the methods, volumes, or conditions of use of this product, Abraxis , Inc. shall not be held liable for any damages or losses resulting from the handling or from contact with the product as described herein. An individual technically qualified to handle potentially hazardous chemicals must supervise the use of this material. This product is sold for research use only. It is not for any human or animal therapeutic or clinical diagnostic use.

Date this SDS was prepared: 5/20/2016

Version: 2

Changes from previous version: Abraxis, LLC changed to Abraxis, Inc.