

Alachlor

• Intended Use

For the detection and quantitation of Alachlor and related acetanilides in water (groundwater, surface water, well water). For soil, crop, and food use contact the company for application bulletins and/or specific matrix validation guidelines.

• Principle

The Abraxis Alachlor Microtiter Plate Kit applies the principles of enzyme linked immunosorbent assay (ELISA) to the determination of Alachlor. In the assay system, standards, controls, or samples are added, along with an enzyme conjugate, to microtiter wells coated with Goat Anti-Rabbit Antibody. An antibody specific for Alachlor is then added. At this point, a competitive reaction occurs between the Alachlor or other acetanilides, which may be in the sample and the enzyme-labeled Alachlor analog for the antibody binding sites on the microtiter well. The reaction is allowed to continue for sixty (60) minutes. After a washing step, the presence of Alachlor is detected by adding the "Color Solution," which contains the enzyme substrate (hydrogen peroxide) and the chromogen (3,3',5,5'-tetramethylbenzidine). The enzyme-labeled Alachlor bound to the Alachlor antibody catalyzes the conversion of the substrate/chromogen mixture to a colored product. The color reaction is stopped and stabilized after a twenty (20) minute incubation period by the addition of diluted acid (stopping solution). The color is then evaluated using an ELISA reader.

A dose response curve of absorbance of the colored product formed vs. concentration is generated using results obtained from the standards. The concentration of Alachlor present in the control and samples are determined directly from this curve. Since the labeled Alachlor (conjugate) was in competition with the unlabeled Alachlor (sample) for the antibody sites, **the intensity of the color developed is inversely proportional to the concentration of Alachlor present in the sample.**

• Reagents

The Abraxis Alachlor Plate Kit contains the following items:

- 1. Microtiter Plate coated with Goat-Anti Rabbit Antibody**
96 test kit: 12 strips of 8 antibody coated wells and strip holder (1).
- 2. Alachlor Antibody Solution**
Alachlor antibody (rabbit anti-alachlor) solution in a buffered saline solution with preservative and stabilizers.
96 test kit: One vial containing 11 mL
- 3. Alachlor Enzyme Conjugate**
Horseradish peroxidase (HRP) labeled Alachlor analog in a buffered solution with preservative and stabilizers.
96 test kit: One vial containing 11 mL
- 4. Alachlor Standards**
Six concentrations (0, 0.1, 0.25, 0.5, 1.0, 5.0 ppb) of Alachlor standards in distilled water with preservative and stabilizers.
96 test kit: Each vial contains 2.0 mL
- 5. Control**
A concentration (approximately 0.75 ppb) of Alachlor in distilled water with preservative and stabilizers.
96 test kit: One vial containing 2.0 mL
- 6. Diluent/Zero Standard (Sample Diluent)**
Distilled water with preservative and stabilizers without any detectable Alachlor.
96 test kit: One bottle containing 30 mL
- 7. Color Solution**
A solution of hydrogen peroxide and 3,3',5,5'-tetramethyl benzidine in an organic base.
96 test kit: One bottle containing 16 mL
- 8. Stopping Solution**
A solution of diluted acid.
96 test kit: Two bottles containing 6 mL each
- 9. Washing Buffer (5x) Concentrate**
Buffered salts with detergent and preservatives.
96 test kit: One bottle containing 100 mL

• Reagent Storage and Stability

Store all reagents at 2-8°C. Do not freeze. Reagents may be used until the expiration date on the box.

Consult state, local and federal regulations for proper disposal of all reagents.

• Materials Required but Not Provided

In addition to the reagents provided, the following items are essential for the performance of the test:

- Precision pipets capable of delivering 25, 50, 100, and 250 μ L, and tips*
- Tape or Parafilm®*
- Timer*
- Distilled or deionized water for diluting Wash Buffer
- Storage bottle with 1000 mL capacity for storage of 1x Wash Buffer*
- Microplate or strip reader capable of reading absorbance at 450 nm*

* Please contact Abraxis for supplier information.

• Sample Information

This procedure is recommended for use with water samples. Other samples may require modifications to the procedure and should be thoroughly validated.

Samples containing gross particulate matter should be filtered (e.g. 0.2 μ m Anotop™ 25 Plus, Whatman, Inc.) to remove particles.

Samples which have been preserved with monochloroacetic acid or other acids, should be neutralized with strong base e.g. 6N NaOH, prior to assay.

If the Alachlor concentration of a sample exceeds 5.0 ppb, the sample is subject to repeat testing using a diluted sample. A ten-fold or greater dilution of the sample is recommended with an appropriate amount of Diluent/Zero Standard or Sample Diluent. For example, in a separate test tube make a ten-fold dilution by adding 100 μ L of the sample to 900 μ L of Diluent/Zero Standard. Mix thoroughly before assaying. Perform the assay according to the Assay Procedure and obtain final results by multiplying the value obtain by the dilution factor, e.g. 10.

• Reagent Preparation

All reagents must be allowed to come to room temperature.

Wash Buffer

In a 1000 mL container, dilute the wash buffer concentrate 1:5 by the addition of distilled or deionized water (i.e., 100 mL of wash buffer concentrate plus 400 mL of H₂O). This solution is used to wash the antibody coated wells.

• Procedural Notes and Precautions

As with all immunoassays, a consistent technique is the key to optimal performance. To obtain the greatest precision, be sure to treat each well in an identical manner.

Add reagents directly to the bottom of the well while **avoiding contact between the reagents and the pipet tip**. This will help assure consistent quantities of reagent in the test mixture.

Avoid cross-contaminations and carryover of reagents by using clean pipets for each sample addition and by avoiding contact between reagent droplets on the tubes and pipet tips.

The microtiter plate consists of 12 strips of 8 wells. If fewer than twelve strips are used, remove the unneeded strips and store refrigerated in the resealable foil bag (with desiccant) provided.

If more than 3 strips are being used per run, the use of a multi-channel pipette is recommended for the addition of conjugate, antibody, color, and stopping solutions.

Do not use any reagents beyond their stated shelf life. Each component used in any one assay should be of the same lot number and stored under identical conditions.

Avoid contact of Stopping Solution (diluted sulfuric acid) with skin and mucous membranes. If this reagent comes in contact with skin, wash with water.

• Limitations

The Abraxis Alachlor Plate Assay will detect Alachlor and related acetanilides to different degrees. Refer to the specificity table for data on several of the acetanilides. The Abraxis Alachlor Plate Assay kit provides screening results. As with any analytical technique (GC, HPLC, etc...) positive results requiring some action should be confirmed by an alternative method.

• Quality Control

A control solution at approximately 0.75 ppb of Alachlor is provided with the Abraxis Alachlor Plate Assay kit. It is recommended that it be included in every run and treated in the same manner as unknown samples. Acceptable limits should be established by each laboratory.

• Assay Procedure

Read Reagent Preparation, Procedural Notes and Precautions before proceeding.

St0-St5: Standards

C: Control

S1-Sx: Samples

	1	2	3	4	5	6	7	8	9	10	11	12
A	St 0	St 4	S2									
B	St 0	St 4	S2									
C	St 1	St 5	etc.									
D	St 1	St 5	etc.									
E	St 2	C										
F	St 2	C										
G	St 3	S1										
H	St 3	S1										

- Add 25 μ L of the appropriate standard, control, or sample. Analysis in duplicates or triplicates is recommended.
- Add 50 μ L of enzyme conjugate solution successively to each well.
- Add 50 μ L of Alachlor antibody solution successively to each well. Cover wells with parafilm or tape to prevent contamination and evaporation.
- Thoroughly mix the contents of the wells by moving the strip holder in a rapid circular motion on the benchtop for a full 20-30 seconds. Be careful not to spill the contents.
- Incubate at ambient temperature for 60 minutes.
- After incubation, carefully remove the covering and vigorously shake the contents of the wells into a waste container. Wash the strips with the diluted Wash Buffer (see Reagent Preparation) by adding a volume of at least 250 μ L of Wash Buffer to each well. Vigorously shake the contents of the wells into a waste container. Any remaining buffer in the wells should be removed by patting the plate on a dry stack of paper towels. Repeat this wash step two times, for a total of 3 rinses.

7. Add 150 μ L of Color Solution successively to each well. Cover wells with parafilm or tape. Thoroughly mix the contents of the wells by moving the strip holder in a rapid circular motion on the benchtop for a full 20-30 seconds. Incubate at ambient temperature for 20 minutes.
8. Add 100 μ L of Stopping Solution successively to each well.
9. Read absorbance using a microplate reader at 450 nm within 15 minutes after adding the Stopping Solution.

• Results

The evaluation of the ELISA can be performed using commercial ELISA evaluation programs (Logit/Log or alternatively point to point). For manual evaluation, calculate the mean absorbance value for each of the standards. Calculate the %B/Bo for each standard by dividing the mean absorbance value for each standard by the mean absorbance value for the Diluent/Zero Standard (Standard 0). Construct a standard curve by plotting the %B/Bo for each standard on the vertical linear (Y) axis versus the corresponding Alachlor concentration on the horizontal log (X) axis on the graph paper provided. Calculate the %B/Bo for the control and sample(s) and obtain the concentration of Alachlor (in ppb) by interpolation using the constructed standard curve.

Samples exhibiting a concentration lower than 0.08 ppb should be assumed to be below the detection limit of the assay. Samples exhibiting a concentration higher than 5.0 ppb must be diluted to obtain accurate results.

• Performance Data

Precision

The following results were obtained:

Control	1	2	3	4
Replicates	3	3	3	3
Days	5	5	5	5
n	15	15	15	15
Mean (ppb)	0.26	0.78	1.26	1.83
% CV (within assay)	12.1	6.0	8.2	10.7
% CV (between assay)	15.0	12.5	14.2	15.8

Limit of Detection

The Abraxis Alachlor Plate Assay has an estimated minimum detection concentration based on a 90% B/Bo of 0.08 parts per billion (ppb).

Recovery

Four (4) groundwater samples were spiked with various levels of Alachlor and then assayed using the Abraxis Alachlor Plate Assay. The following results were obtained:

Amount of Alachlor Added (ppb)	Recovery		
	Mean (ppb)	S.D. (ppb)	%
0.25	0.226	0.031	90
0.75	0.816	0.047	109
1.5	1.498	0.145	100
2.5	2.253	0.290	90
Average			97

Specificity

The cross-reactivity of the Abraxis Alachlor Plate Assay for various acetanilide analogues can be expressed as the least detectable dose (LDD) which is estimated at 90% B/Bo, or as the dose required for 50% absorbance inhibition (50% B/Bo).

B/Bo Compound	LDD (ppb)	50% (ppb)
Alachlor	0.08	0.9
Acetochlor	1.75	40
Metolachlor	2.20	110
Butachlor	0.90	190
Alachlor Sulfonic Acid	0.80	650
Alachlor Oxalinic Acid	5	450
Metalaxyl	25	1100
Propachlor	730	1780

The following compounds demonstrated no reactivity in the Abraxis Alachlor Plate Assay at concentrations up to 1000 ppb: Atrazine, ametryn, cyanazine, 2,4-D, propazine, and simazine.

• Ordering information

Microtiter Plate Kit

Abraxis Alachlor Plate Assay Kit, 96T	PN 500076
Sample Diluent	PN 500072
Plate Standard Set	PN 500074

Test Tube Kit

Abraxis Alachlor Assay Kit, 100T	PN 500071
Sample Diluent	PN 500072
Standard Set	PN 500073

• Assistance

For ordering or technical assistance contact:

India Contact:

Life Technologies (India) Pvt. Ltd.

306, Aggarwal City Mall, Road No. 44, Pitampura, Delhi - 110034, India
Mobile: +91-98105-21400, Tel: +91-11-42208000, 8111, 8222, Fax: +91-11-42208444
Email: customerservice@lifetechindia.com, www.atzlabs.com; www.lifetechindia.com

(215) 357-3911 * Fax(215) 357-5232

WEB: www.abraxiskits.com

Email: info@abraxiskits.com

• General Limited Warranty

Abraxis LLC warrants the products manufactured by the Company against defects and workmanship when used in accordance with the applicable instructions for a period not to extend beyond the product's printed expiration date. **Abraxis makes no other warranty, expressed or implied. There is no warranty of merchantability or fitness for a particular purpose.**

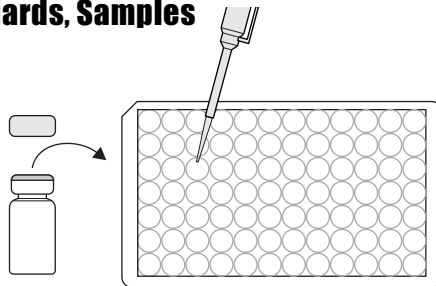
300076

R060906

Alachlor Plate, Detailed ELISA Procedure

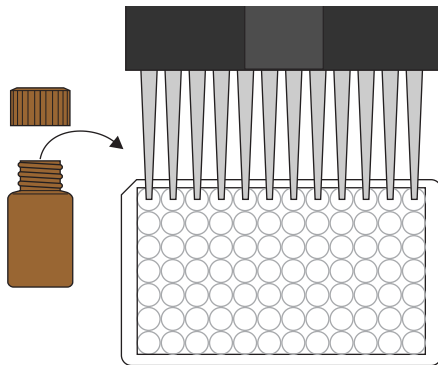
1. Addition of Standards, Samples

Add 25 μ L of the standard solutions, control or samples into the wells of the test strips according to the working scheme given. We recommend using duplicates or triplicates.



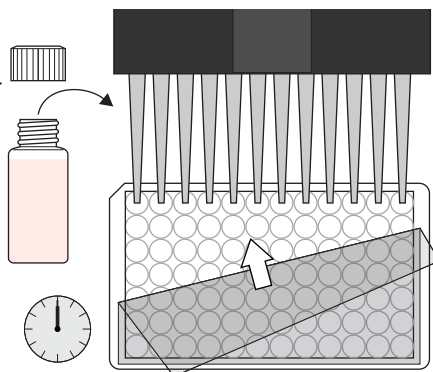
2. Addition of Enzyme Conjugate

Add 50 μ L of the enzyme conjugate to the individual wells successively using a multi-channel pipette or a stepping pipette.



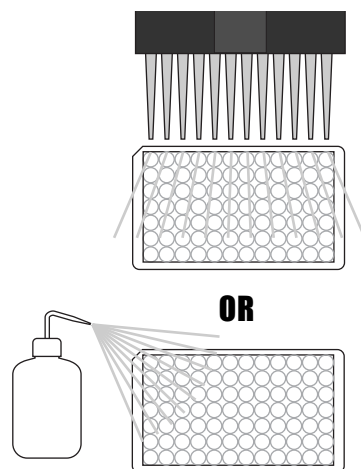
3. Addition of Antibody Solution

Add 50 μ L of the Alachlor antibody solution to the individual wells successively using a multi-channel pipette. Cover the wells with parafilm or tape and mix the contents by moving the strip holder in a rapid circular motion on the benchtop. Be careful not to spill contents. Incubate the strips for 60 min at room temperature.



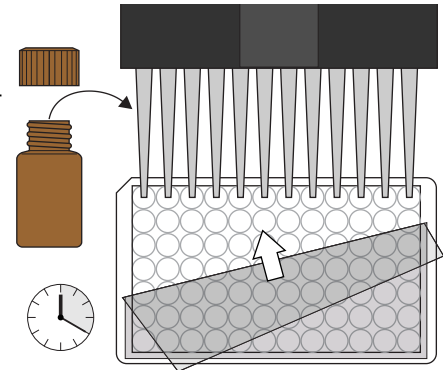
4. Washing of Plates

After incubation, remove the covering and vigorously shake the contents of the wells into a sink. Wash the strips three times with a multi-channel pipette or wash bottle using the diluted 1X washing buffer solution. Please use at least a volume of 250 μ L of washing buffer for each well and each washing step. Remaining buffer in the wells should be removed by patting the plate dry on a stack of paper towels.



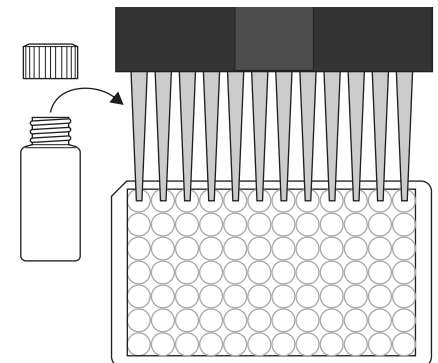
5. Addition of Substrate/Color Solution

Add 150 μ L of substrate/color solution to the individual wells successively using a multi-channel pipette or a stepping pipette. Cover the wells with parafilm or tape and mix the contents by moving the strip holder in a rapid circular motion on the benchtop. Be careful not to spill contents. Incubate the strips for 20 min at room temperature.



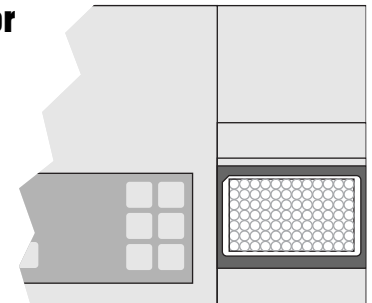
6. Addition of Stopping Solution

Add 100 μ L of stop solution to the wells in the same sequence as for the substrate solution using a multi-channel pipette or a stepping pipette.



7. Measurement of Color

Read the absorbance at 450 nm using a microplate ELISA reader. Calculate results.



India Contact:

Life Technologies (India) Pvt. Ltd.

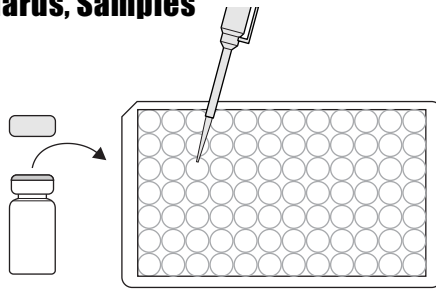
306, Aggarwal City Mall, Road No. 44, Pitampura, Delhi - 110034, India
Mobile: +91-98105-21400, Tel: +91-11-42208000, 8111, 8222, Fax: +91-11-42208444
Email: customerservice@lifetechindia.com, www.atzlabs.com ; www.lifetechindia.com

Alachlor Plate Kit Part # 500076

Alachlor Plate, Concise ELISA Procedure

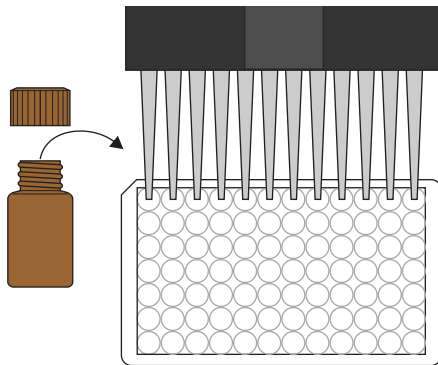
1. Addition of Standards, Samples

Add 25 uL of standard solutions, control or samples.



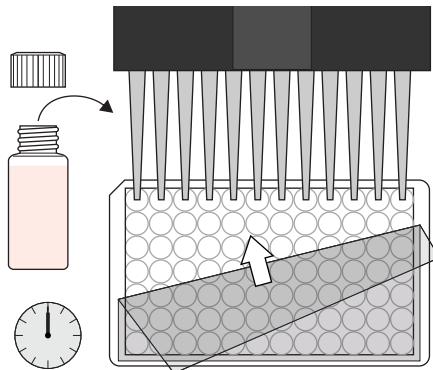
2. Addition of Enzyme Conjugate

Add 50 uL of enzyme conjugate.



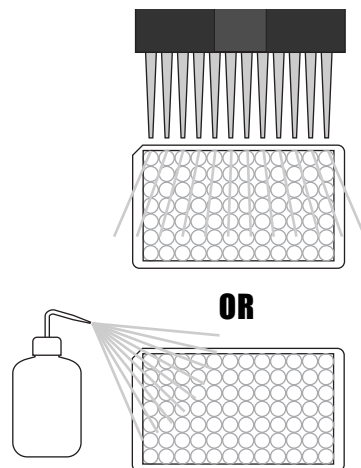
3. Addition of Antibody Solution

Add 50 uL of the antibody solution. Cover and mix for 30 seconds by rotating on benchtop. Incubate for 60 minutes at room temperature.



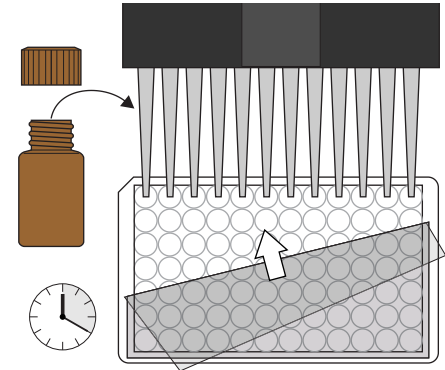
4. Washing of Plates

Wash the plates three times with 250 uL of diluted 1X washing buffer.



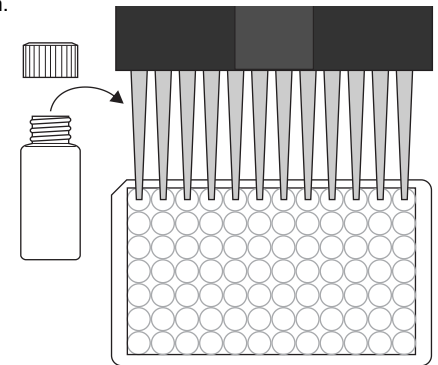
5. Addition of Substrate/Color Solution

Add 150 uL of substrate/color solution. Incubate 20 minutes at room temperature and away from direct sunlight.



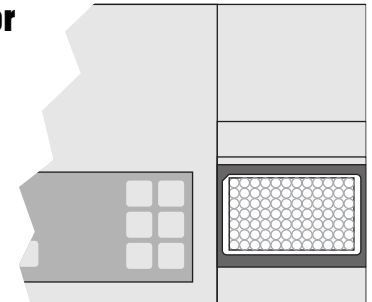
6. Addition of Stopping Solution

Add 100 uL of stop solution.



7. Measurement of Color

Measure color at 450 nm. Calculate results.



India Contact:

Life Technologies (India) Pvt. Ltd.

306, Aggarwal City Mall, Road No. 44, Pitampura, Delhi - 110034, India
Mobile: +91-98105-21400, Tel: +91-11-42208000, 8111, 8222, Fax: +91-11-42208444
Email: customerservice@lifetechindia.com, www.atzlabs.com; www.lifetechindia.com

Alachlor Plate Kit Part # 500076



Safety Data Sheet

Section 1: Product and Company Identification

1.1 Product Identifiers:

Product Name: Alachlor Magnetic Particle Kit, Alachlor Plate Kit

Product Code: 500071, 500076

1.2 Identified Use: Determination of Alachlor in samples. **Restrictions on Use:** For research use only.

1.3 Company: Abraxis, Inc., 124 Railroad Drive, Warminster, PA 18974 USA, info@abraxiskits.com +1(215) 357-3911, FAX +1(215) 357-5232

1.4 Emergency Telephone Number: +1(215) 357-3911

Section 2: Hazard(s) Identification

2.1 Classification of the mixture: Not a hazardous mixture.

2.2 GHS Label elements, including precautionary statements: Not applicable.

2.3 Hazards not otherwise classified (HNOC) or not covered by GHS: None known.

2.4 Unknown acute toxicity: None known.

Section 3: Composition / Information on Ingredients

3.2 Mixtures: *Contains no hazardous ingredients at levels requiring disclosure by the OSHA Hazard Communication Standard (29 CFR 1910.1200), however it contains minor amounts of materials considered hazardous. We recommend handling all substances with caution.*

Section 4: First Aid Measures

4.1 Description of first aid measures: Consult a physician. Show this safety data sheet to the doctor in attendance. Move out of dangerous area.

If inhaled: If breathed in, move person into fresh air. If not breathing, give artificial respiration. Consult a physician.

In case of skin contact: Wash off with soap and plenty of water. Consult a physician.

In case of eye contact: Rinse thoroughly with plenty of water for at least 15 minutes and consult a physician.

If swallowed: Never give anything by mouth to an unconscious person. Rinse mouth with water. Consult a physician.

4.2 Most important symptoms and effects, both acute and delayed: No data available

4.3 Indication of any immediate medical attention and special treatment needed: No data available. Treat symptomatically.

Section 5: Fire-fighting Measures

5.1 Suitable extinguishing media: Use an extinguishing agent suitable for the surrounding fire.

5.2 Special hazards arising from the substance or mixture: None known

5.3 Advice for firefighters: Wear self-contained breathing apparatus for fire-fighting if necessary.

5.4 Further information: No data available

Section 6: Accidental Release Measures

6.1 Personal precautions, protective equipment and emergency procedures: Use personal protective equipment (see section 8). Avoid dust formation. Avoid breathing vapors, mist, dust, or gas. Ensure adequate ventilation. Evacuate personnel to safe areas.

6.2 Environmental precautions: Prevent further leakage or spillage if safe to do so. Do not let product enter drains. Discharge into the environment must be avoided.

6.3 Methods and materials for containment and cleaning up: Solids (if applicable): Pick up and arrange disposal without creating dust. Sweep up and shovel. Liquids (if applicable): Absorb with liquid-binding material (sand, diatomite, acid binders, universal binders, sawdust). Keep in suitable, closed containers for disposal.

6.4 Reference to other sections: For information on safe handling see section 7.

For information on personal protection see section 8.

For information on disposal see section 13.

Section 7: Handling and Storage

7.1 Precautions for safe handling: See section 2. Avoid inhalation of vapors and contact with skin and eyes. Wear appropriate personal protective equipment. Do not eat, drink, or smoke in work area.

7.2 Precautions for safe storage: Keep container(s) tightly closed in a dry, well-ventilated place. Protect from physical damage. See label or product insert for appropriate storage temperature and additional specific information.

7.3 Specific end use(s): No data available

Section 8: Exposure Controls / Personal Protection

8.1 Control parameters: Not applicable.

8.2 Exposure controls:

Appropriate engineering controls: Provide adequate ventilation. Handle in accordance with good industrial hygiene and safety practice. Wash hands before breaks and at the end of workday. Keep away from food and beverages.

Personal protective equipment: The usual precautionary measures, including eye/face/skin protection, should be taken when handling any chemical. Avoid contact with eyes, skin, and clothing.

Eye protection: As with handling of any chemical, wear approved safety goggles.

Skin protection: Handle with gloves. No specific information regarding glove material or thickness is available, but gloves must be impermeable and resistant to the substance being handled. Gloves must be inspected prior to use. Use proper glove removal technique (without touching glove's outer surface) to avoid skin contact with this product. Dispose of contaminated gloves after use in accordance with applicable laws and good laboratory practices. Wash and dry hands.

Respiratory protection: As with any chemical, where excessive vapor, mist, or dust may result, use a chemical fume hood or approved respiratory protection equipment.

Body protection: Lightweight, protective clothing.

Section 9: Physical and Chemical Properties

9.1 Information on basic physical and chemical properties

Appearance: Multiple

Odor: Characteristic

Odor Threshold: No data available

pH: Multiple

Melting point/freezing point: No data available

Initial boiling point and boiling range: No data available

Flash point: Not applicable

Evaporation rate: No data available

Flammability (solid, gas): No data available

Upper/lower flammability or explosive limits: No data available

Vapor pressure: No data available

Vapor density: No data available

Relative density: No data available

Water solubility: Various

Partition coefficient: n-octanol/water: No data available

Auto-ignition temperature: Not applicable

Decomposition temperature: No data available

Viscosity: No data available

Explosive properties: No data available

Oxidizing properties: No data available

9.2 Other information: No data available

Section 10: Stability and Reactivity

10.1 Reactivity: No data available

10.2 Chemical stability: Stable under recommended storage conditions.

10.3 Possibility of hazardous reactions: No data available

10.4 Conditions to avoid: No data available

10.5 Incompatible materials: No data available

10.6 Hazardous decomposition products: No data available. In the event of fire: see section 5.

Section 11: Toxicological Information

11.1 Information on toxicological effects

Acute toxicity: Not available. To the best of our knowledge, the chemical, physical, and toxicological properties of this product have not been thoroughly investigated.

Inhalation: No data available

Ingestion: No data available

Skin contact: Irritant to skin and mucous membranes.

Eye contact: May cause eye irritation in susceptible persons.

Respiratory or skin sensitization: No data available

Aspiration hazard: No data available

Mutagenicity: No data available

Carcinogenicity

IARC: No component of this product present at levels greater than or equal to 0.1% is identified as probable, possible or confirmed human carcinogen by IARC.

ACGIH: No component of this product present at levels greater than or equal to 0.1% is identified as a carcinogen or potential carcinogen by ACGIH.

NTP: No component of this product present at levels greater than or equal to 0.1% is identified as a known or anticipated carcinogen by NTP.

OSHA: No component of this product present at levels greater than or equal to 0.1% is identified as a carcinogen or potential carcinogen by OSHA.

Teratogenicity: No data available

Reproductive/fertility toxicity: No data available

Specific target organ toxicity, single exposure: No data available

Specific target organ toxicity, repeated exposure: No data available

Section 12: Ecological Information

12.1 Toxicity: No data available

12.2 Persistence and degradability: No data available

12.3 Bioaccumulative potential: No data available

12.4 Mobility in soil: No data available

12.5 Results of PBT and vPvB assessment: No data available

12.6 Other adverse effects: An environmental hazard cannot be excluded in the event of unprofessional handling or disposal.

Section 13: Disposal Considerations

13.1 Waste treatment methods

Product: All waste must be handled and disposed according to local, state, and federal regulations. Avoid disposing large volumes in sewer.

Contaminated packaging: All waste must be handled and disposed according to local, state, and federal regulations.

Refer to sections 7 and 8 for safe handling guidance.

Section 14: Transport Information

UN Number: Not regulated

UN Proper shipping name: Not classified as dangerous in the meaning of transport regulations.

Transport hazard class(es): No data available

Packing group: No data available

Environmental hazard: No data available

Bulk transport: No data available

Special considerations: No data available

Section 15: Regulatory Information

To the best of our knowledge, this product contains no substances which, at their given concentrations, are considered hazardous by other regulatory agencies. Refer to section 3.

Section 16: Other information

This information is based on our present knowledge. While Abraxis , Inc. believes that the data contained herein are factual and the opinions expressed represent a best effort to present accurate information, the data are not to be taken as a warranty or representation for which Abraxis , Inc. assumes legal responsibility. The information shall not be taken as being all-inclusive and is to be used only as a guide. The data are offered solely for the user's consideration, investigation, and verification. These suggestions should not be confused with either state, municipal, or insurance requirements, or with national safety codes and constitute no warranty. Any use of these data and information must be determined by the user to be in accordance with applicable federal, state, and local regulations.

All materials and mixtures may present unknown hazards and should be used with caution. Since Abraxis , Inc. cannot control the methods, volumes, or conditions of use of this product, Abraxis , Inc. shall not be held liable for any damages or losses resulting from the handling or from contact with the product as described herein. An individual technically qualified to handle potentially hazardous chemicals must supervise the use of this material. This product is sold for research use only. It is not for any human or animal therapeutic or clinical diagnostic use.

Date this SDS was prepared: 5/20/2016

Version: 2

Changes from previous version: Abraxis, LLC changed to Abraxis, Inc.